


VALENTINE

ACTIVITY PACK

Valentine Fun for Everyone!



Printable Valentines, Coloring, Math Activities,
Decorations and Other Educational Games
for Kids in Pre-K Through Early Elementary

 **With Purpose:** allthingswithpurpose.com
Julia Forshee and Sarah Lemp

CONTENTS & INSTRUCTIONS



FULL COLOR - PAGES 1 THROUGH 30

- **Valentine Robot Craft** - *Color and cut out, glue or tape together.*
- **A Valentine Song and History**
- **Regular Bookmarks** - *Print on paper or cardstock and cut out.*
- **Magnetic Bookmarks** - *Print on cardstock. Fold horizontally and add magnets to the inside of each half!*
- **Pin the Lips on the Face Game** - *Cut out game pieces, hang face on a wall and put sticky tape on the back of all the lips. Let kids take turns “pinning” the lips to the face, with their eyes closed. The person who gets the lips closest to the right spot, wins!*
- **Write Your Own Love Story** - *Print 2 sided page, or 2 separate pages using the blank side of each page for drawing pictures. Fold pages together to create a book, staple or tape together. Let kids fill in spaces, color pictures or write their own poems!*
- **Love is a Verb** - *Showing Love in Action*
- **Addition and Subtraction Using Candy Hearts** - *Have your child practice their adding and subtracting skills using Valentine candy hearts. Place the correct number of candy hearts in each box. *Subtracting candy hearts is sure to be a big hit!*
- **Coloring Page** - *Print and color!*
- **Sorting Hearts (Big, Bigger, Biggest)** - *Print and cut out hearts. Have your child sort hearts into 3 categories. Big, Bigger, Biggest And/Or Small, Smaller, Smallest And/Or Small, Medium and Large*
- **Owl Valentines** - *Print on paper or cardstock. Fold in half horizontally to give, or cut around the owls feet to insert a lollipop or other stick candy. Secure with tape on the back of card.*
- **Decorative Banner** - *Cut out each piece and attach to a string/ribbon for hanging. Use tape, clothes pins or a hole punch.*

BLACK AND WHITE - PAGES 30 THROUGH 56

We've included duplicate copies of everything in a coloring book outline version, so you can save ink by coloring everything yourself!

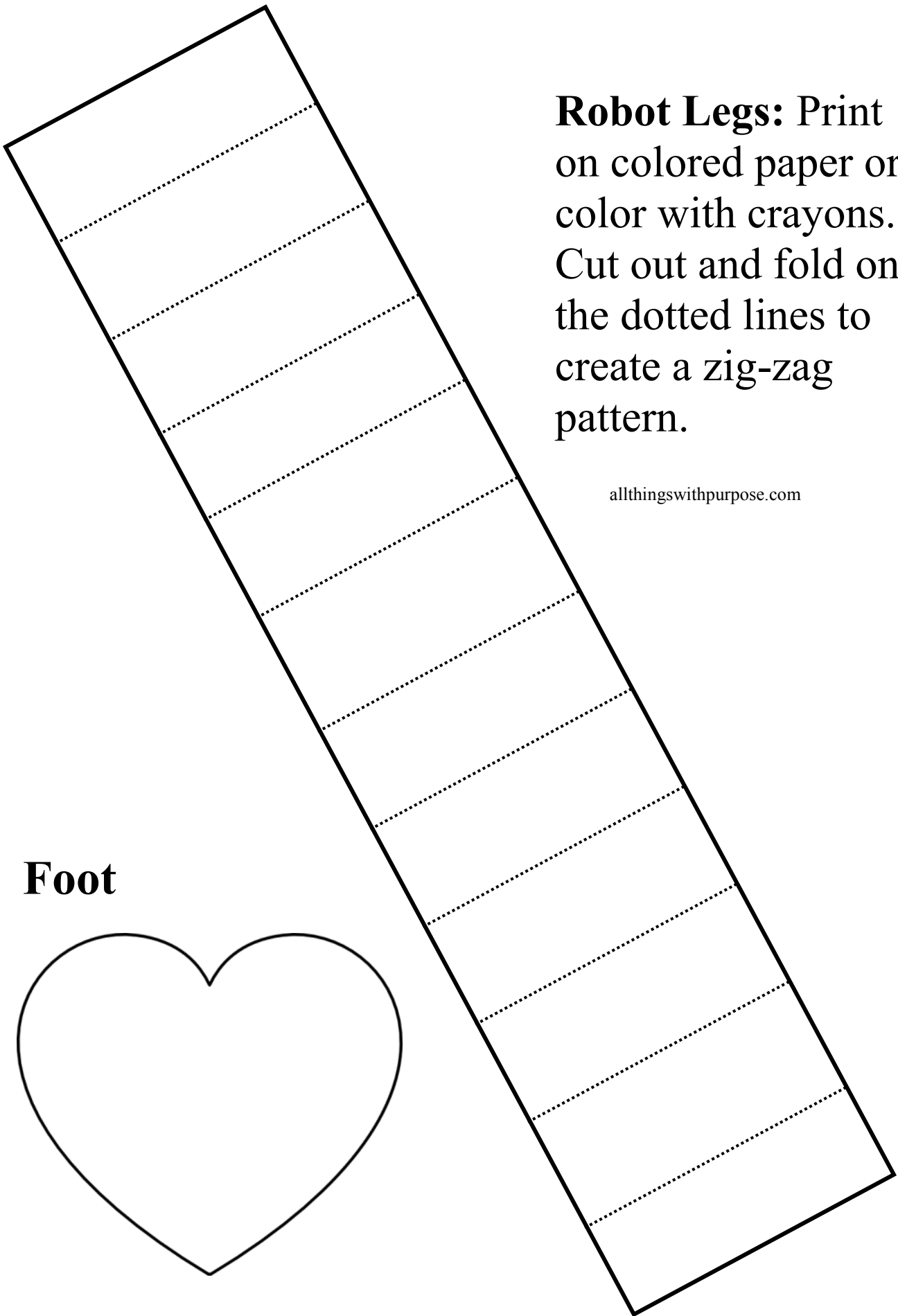

Robot Arms: Print on colored paper or color with crayons. Cut out and fold on the horizontal lines to create a zig-zag pattern.



Robot Legs: Print on colored paper or color with crayons. Cut out and fold on the dotted lines to create a zig-zag pattern.

allthingswithpurpose.com

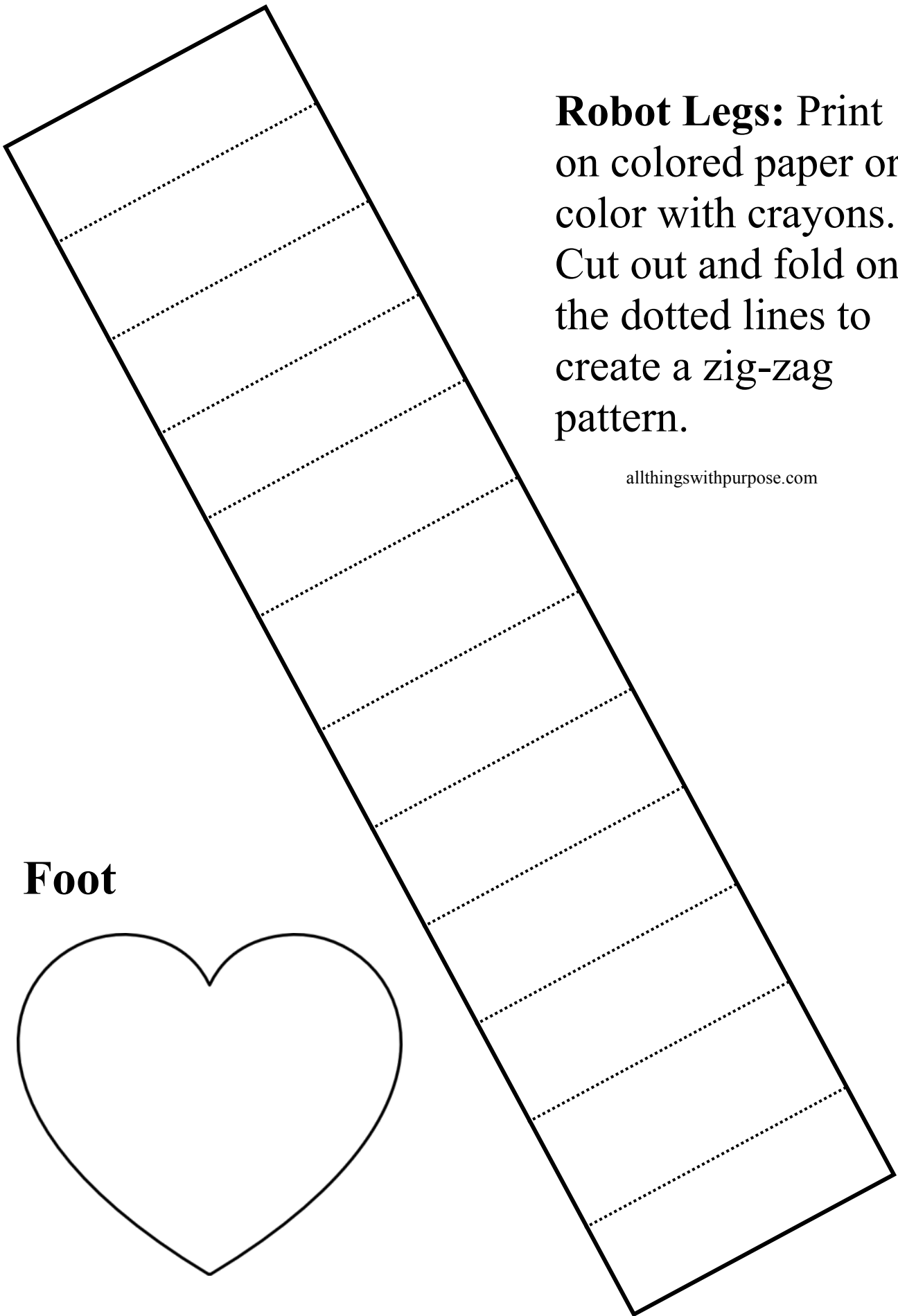

Foot




Robot Legs: Print on colored paper or color with crayons. Cut out and fold on the dotted lines to create a zig-zag pattern.

allthingswithpurpose.com




Foot



Robot Body: Color and cut out



Robot Head



Robot Hands

A VALENTINE SONG FOR KIDS

Lyrics set to *Do You Know the Muffin Man?*

**Who will be my Valentine—
My Valentine, my Valentine?
Who will be my Valentine?
I hope it will be you!**

**You are such a special friend—
A special friend, a special friend.
You are such a special friend;
I hope you like me too!**

**I just love your happy smile—
Your happy smile, your happy smile;
I just love your happy smile;
It brightens up my day!**

**Yes, I'll be your Valentine—
Your Valentine, your Valentine.
Yes, I'll be your Valentine;
Now let's go run and play!**

THE HISTORY OF VALENTINE'S DAY

On Valentine's Day, February 14th, people all over the world give candy, cookies, cards, and gifts to people they like. We have fun with the color red, heart shapes, and delicious sweets.

A very long time ago the ruler of Rome made a law that forbid the men in his army from getting married. He did not want his men to have a reason to keep them from going to war. One man was willing to help by performing weddings between one man and one woman. Can you guess his name? You guessed it, Valentine!!

Well, since Valentine broke the law he was thrown in jail. Many people were sad to see the kind man in jail, and so they sent him cards and letters. When Valentine replied to the letters, he signed them, "From your Valentine." And that is how the story goes.



I

Reading

allthingswithpurpose.com



THIS
BOOK IS
A HOOT!



allthingswithpurpose.com



WHOOO
WANTS TO
READ A
BOOK?

I DO!
I DO!



allthingswithpurpose.com


Regular Bookmarks - Cut and enjoy!





With Purpose: allthingswithpurpose.com

Julia Forshee and Sarah Lemp


allthingswithpurpose.com




I  Reading



allthingswithpurpose.com



THIS BOOK IS A HOOT!



allthingswithpurpose.com



WHOOO WANTS TO READ A BOOK?




Magnetic Bookmarks - Cut, fold and add magnets






Pin the Lips on the Face!



THE END

allthingswithpurpose.com

Title: _____



By: _____

Love is, _____

PAGE 1

PAGE 2

LOVE IS A VERB

The Dictionary Says Love is a **Noun** (A Person, Place or Thing). A **Verb** is an Action Word. Can Love be an Action? Write Some Examples of How You Can Show Love as an Action:

What Will I Do to Show Love in Action Today?

Adding with Candy!

allthingswithpurpose.com

$$\begin{array}{c} 6 \\ \square \end{array} + \begin{array}{c} 8 \\ \square \end{array} = \square$$

$$\begin{array}{c} 7 \\ \square \end{array} + \begin{array}{c} 4 \\ \square \end{array} = \square$$

$$\begin{array}{c} 3 \\ \square \end{array} + \begin{array}{c} 3 \\ \square \end{array} = \square$$

$$\begin{array}{c} 2 \\ \square \end{array} + \begin{array}{c} 5 \\ \square \end{array} = \square$$

Subtracting with Candy!

allthingswithpurpose.com


$$\begin{array}{r} 6 \\ \square \end{array} - \begin{array}{r} 3 \\ \square \end{array} = \square$$














$$\begin{array}{r} 8 \\ \square \end{array} - \begin{array}{r} 8 \\ \square \end{array} = \square$$

$$\begin{array}{r} 4 \\ \square \end{array} - \begin{array}{r} 2 \\ \square \end{array} = \square$$

$$\begin{array}{r} 5 \\ \square \end{array} - \begin{array}{r} 1 \\ \square \end{array} = \square$$

**HAPPY
VALENTINE'S
DAY!**





Big, Bigger, Biggest

HAPPY VALENTINE'S DAY
YOU'RE A HOOT!



FROM:

allthingswithpurpose.com

HAPPY VALENTINE'S DAY!
OWL BE YOUR VALENTINE



FROM:

allthingswithpurpose.com

HAPPY VALENTINE'S DAY
YOU'RE A HOOT!



FROM:

allthingswithpurpose.com

HAPPY VALENTINE'S DAY!
OWL BE YOUR VALENTINE



FROM:

allthingswithpurpose.com

HAPPY VALENTINE'S DAY!
I LOVE YOU GRANDMA ♥



LOVE:

allthingswithpurpose.com

HAPPY VALENTINE'S DAY!
I LOVE YOU GRANDPA ♥



LOVE:

allthingswithpurpose.com

HAPPY VALENTINE'S DAY!
I LOVE YOU GRANDMA ♥



LOVE:

allthingswithpurpose.com

HAPPY VALENTINE'S DAY!
I LOVE YOU GRANDPA ♥



LOVE:

allthingswithpurpose.com

WHOOO THINKS YOU'RE
A GREAT TEACHER?



I DO!

WHOOO THINKS YOU'RE
A GREAT TEACHER?



I DO!

allthingswithpurpose.com

Heart Banner - Cut out and hang



Heart Banner - Cut out and hang



FRIENDS
4-EVER

Heart Banner - Cut out and hang



TEXT
ME

Heart Banner - Cut out and hang




CUTIE
PIE

Heart Banner - Cut out and hang



1 JOHN
4:9

Heart Banner - Cut out and hang




I LOVE YOU
A BUSHEL &
A PECK

Heart Banner - Cut out and hang





GOD IS
LOVE

Heart Banner - Write your own saying!



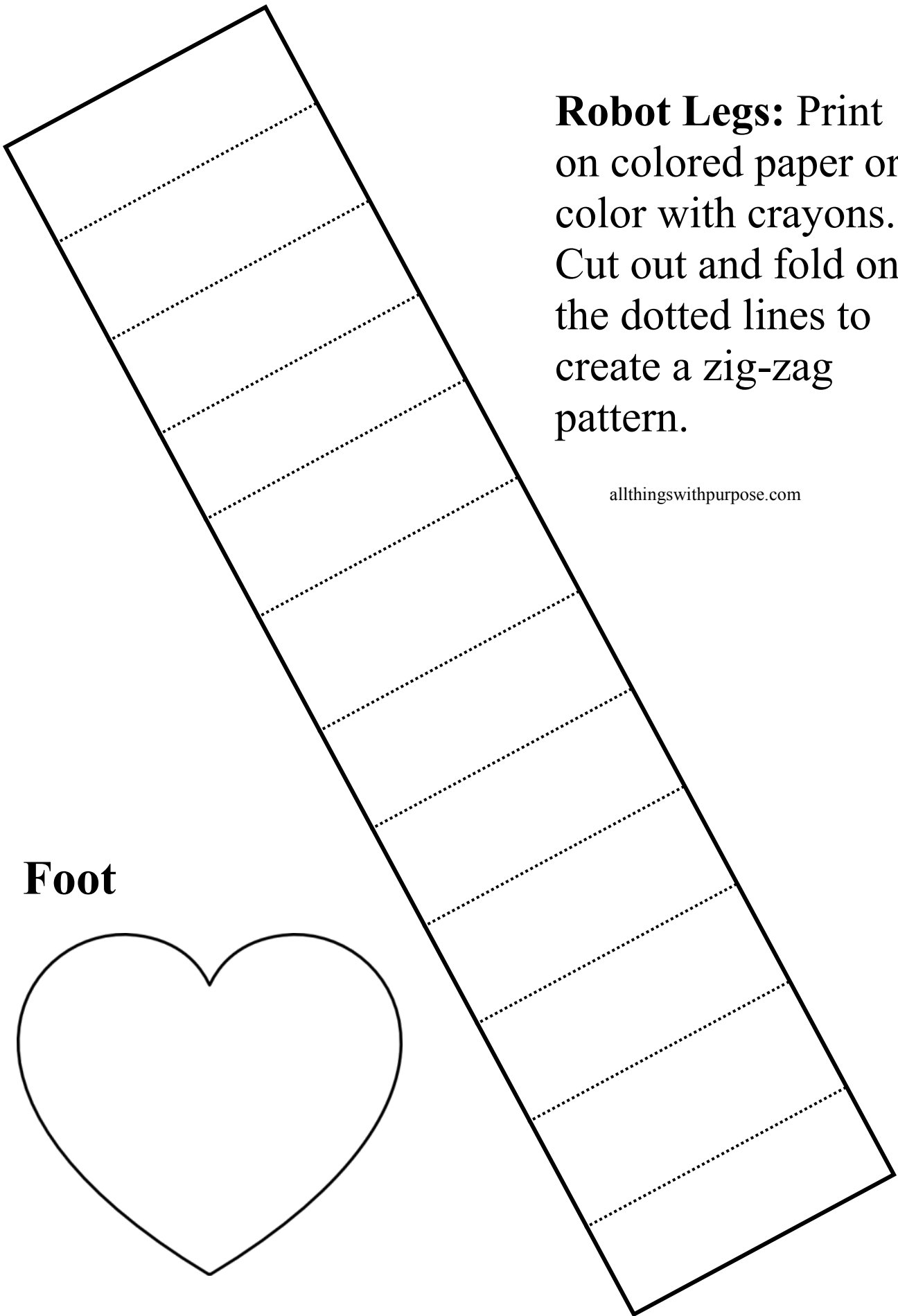

Robot Arms: Print on colored paper or color with crayons. Cut out and fold on the horizontal lines to create a zig-zag pattern.



Robot Legs: Print on colored paper or color with crayons. Cut out and fold on the dotted lines to create a zig-zag pattern.

allthingswithpurpose.com

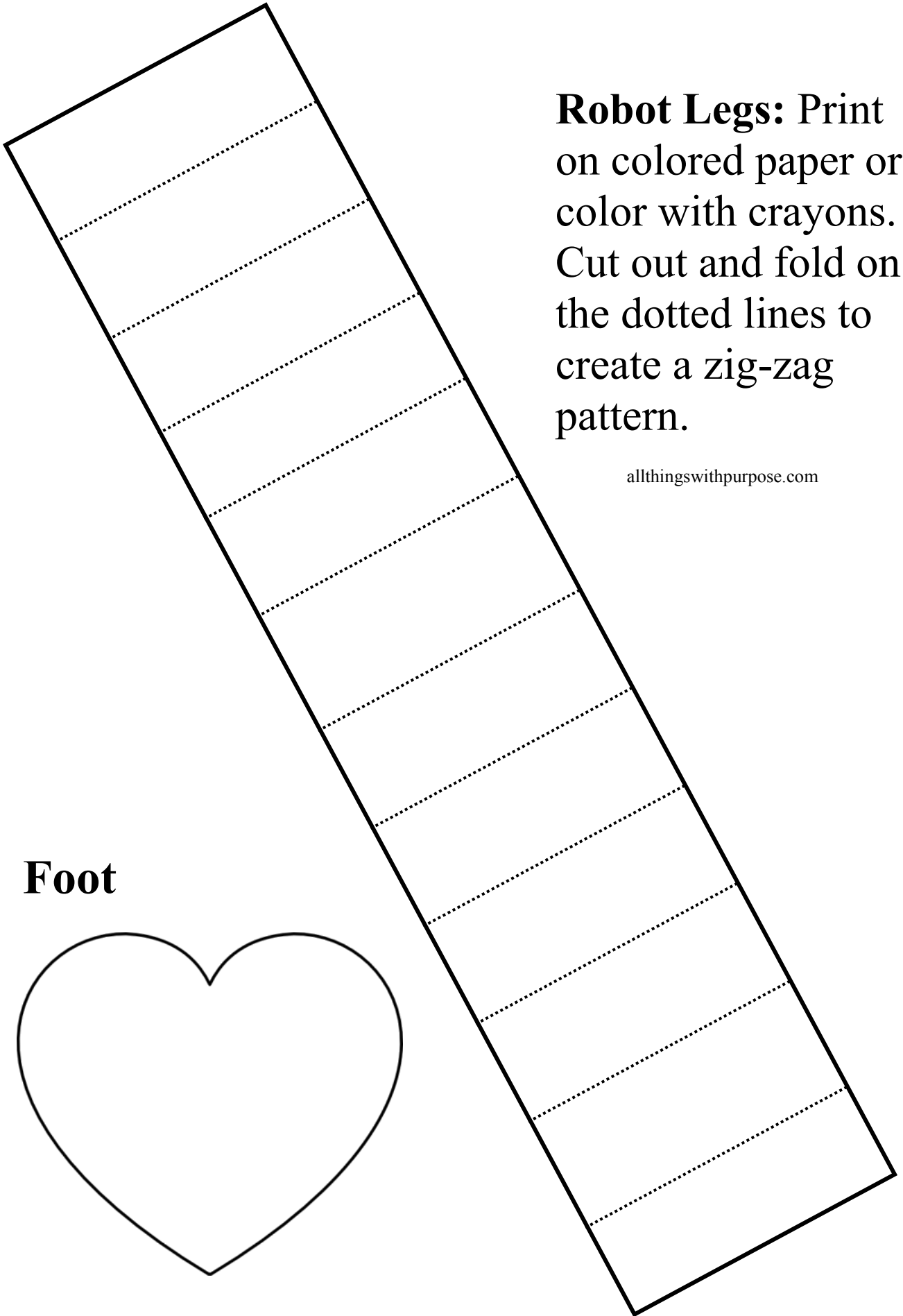

Foot




Robot Legs: Print on colored paper or color with crayons. Cut out and fold on the dotted lines to create a zig-zag pattern.

allthingswithpurpose.com




Foot



Robot Body: Color and cut out



Robot Head



Robot Hands

A VALENTINE SONG FOR KIDS

Lyrics set to *Do You Know the Muffin Man?*

Who will be my Valentine—
My Valentine, my Valentine?
Who will be my Valentine?
I hope it will be you!

You are such a special friend—
A special friend, a special friend.
You are such a special friend;
I hope you like me too!

I just love your happy smile—
Your happy smile, your happy smile;
I just love your happy smile;
It brightens up my day!


Yes, I'll be your Valentine—
Your Valentine, your Valentine.
Yes, I'll be your Valentine;
Now let's go run and play!

THE HISTORY OF VALENTINE'S DAY


On Valentine's Day, February 14th, people all over the world give candy, cookies, cards, and gifts to people they like. We have fun with the color red, heart shapes, and delicious sweets.

A very long time ago the ruler of Rome made a law that forbid the men in his army from getting married. He did not want his men to have a reason to keep them from going to war. One man was willing to help by performing weddings between one man and one woman. Can you guess his name? You guessed it, Valentine!!

Well, since Valentine broke the law he was thrown in jail. Many people were sad to see the kind man in jail, and so they sent him cards and letters. When Valentine replied to the letters, he signed them, "From your Valentine." And that is how the story goes.




I




Reading


allthingswithpurpose.com



THIS
BOOK IS
A HOOT!




allthingswithpurpose.com



WHOOO
WANTS
TO READ
A BOOK?

I DO!
I DO!




allthingswithpurpose.com


Regular Bookmarks - Color, cut and enjoy!



All Things With Purpose: allthingswithpurpose.com
Julia Forshee and Sarah Lemp



Magnetic Bookmarks - Color, cut, fold and add magnets





Pin the Lips on the Face!

LOVE IS A VERB

The Dictionary Says Love is a **Noun** (A Person, Place or Thing). A **Verb** is an Action Word. Can Love be an Action? Write Some Examples of How You Can Show Love as an Action:

What Will I Do to Show Love in Action Today?

Adding with Candy!

$$\begin{array}{c} 6 \\ \square \end{array} + \begin{array}{c} 8 \\ \square \end{array} = \square$$

$$\begin{array}{c} 7 \\ \square \end{array} + \begin{array}{c} 4 \\ \square \end{array} = \square$$

$$\begin{array}{c} 3 \\ \square \end{array} + \begin{array}{c} 3 \\ \square \end{array} = \square$$

$$\begin{array}{c} 2 \\ \square \end{array} + \begin{array}{c} 5 \\ \square \end{array} = \square$$

Subtracting with Candy!

allthingswithpurpose.com


$$\begin{array}{r} 6 \\ \square \end{array} - \begin{array}{r} 3 \\ \square \end{array} = \square$$

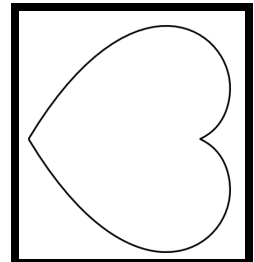
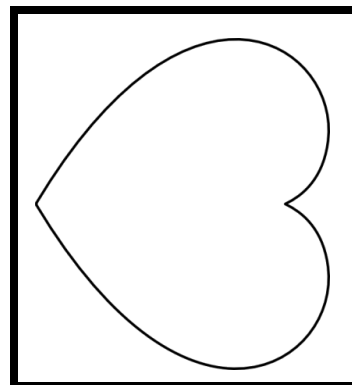
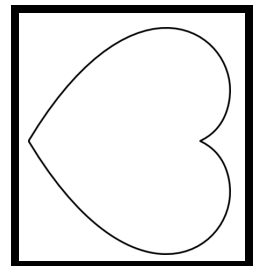
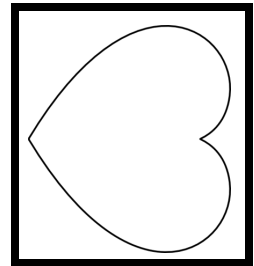
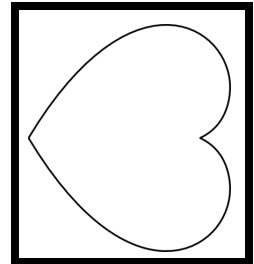
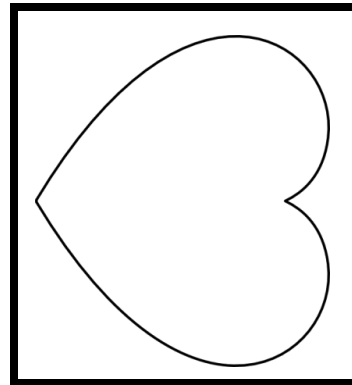
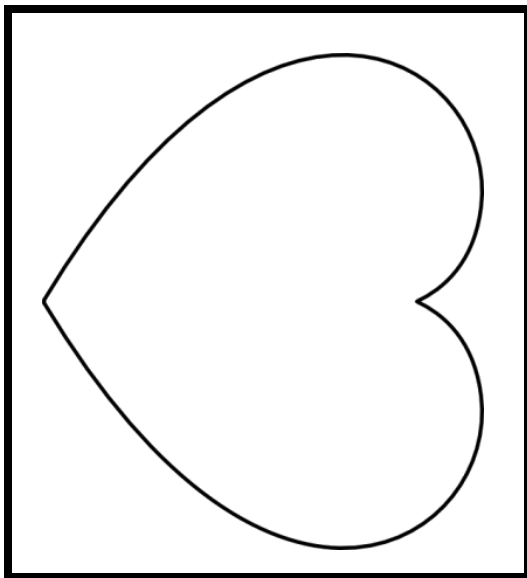
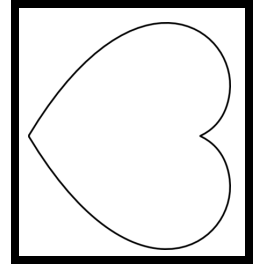
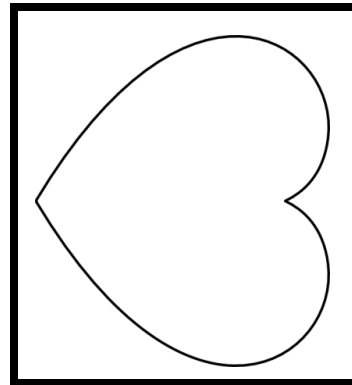
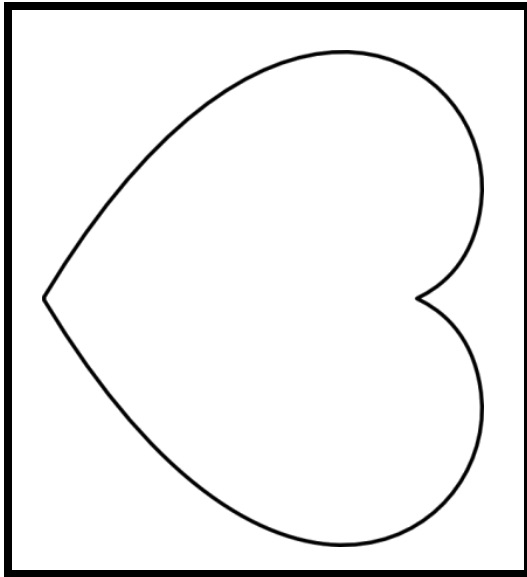
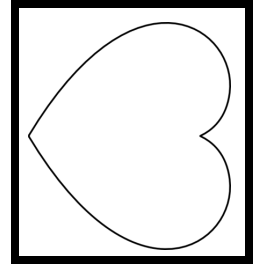
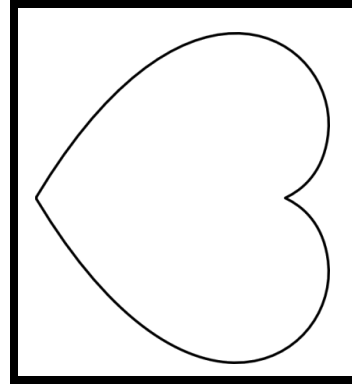
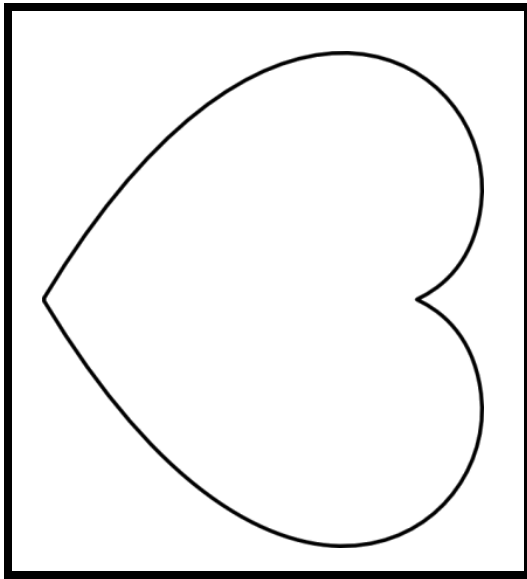
$$\begin{array}{r} 8 \\ \square \end{array} - \begin{array}{r} 8 \\ \square \end{array} = \square$$

$$\begin{array}{r} 4 \\ \square \end{array} - \begin{array}{r} 2 \\ \square \end{array} = \square$$

$$\begin{array}{r} 5 \\ \square \end{array} - \begin{array}{r} 1 \\ \square \end{array} = \square$$


**HAPPY
VALENTINE'S
DAY!**





Big, Bigger, Biggest


HAPPY VALENTINE'S DAY
YOU'RE A HOOT!



FROM:

allthingswithpurpose.com


HAPPY VALENTINE'S DAY!
OWL BE YOUR VALENTINE



FROM:

allthingswithpurpose.com


HAPPY VALENTINE'S DAY
YOU'RE A HOOT!



FROM:

allthingswithpurpose.com


HAPPY VALENTINE'S DAY!
OWL BE YOUR VALENTINE



FROM:

allthingswithpurpose.com


WHOOO THINKS YOU'RE
THE BEST AUNT? ♡



I DO!

allthingswithpurpose.com


WHOOO THINKS YOU'RE
THE BEST UNCLE? ♡



I DO!

allthingswithpurpose.com


HAPPY VALENTINE'S DAY!
I LOVE YOU GRANDMA ♡



LOVE:

allthingswithpurpose.com


HAPPY VALENTINE'S DAY!
I LOVE YOU GRANDPA ♡



LOVE:

allthingswithpurpose.com


WHOOO THINKS YOU'RE
A GREAT TEACHER?



I DO!

allthingswithpurpose.com

WHOOO THINKS YOU'RE
A GREAT TEACHER?



I DO!

allthingswithpurpose.com


Heart Banner - Color, cut out and hang




Heart Banner - Color, cut out and hang




Heart Banner - Color, cut out and hang



Heart Banner - Color, cut out and hang



Heart Banner - Color, cut out and hang



Heart Banner - Color, cut out and hang



Heart Banner - Color, cut out and hang



Heart Banner - Color, cut out and hang.
Add your own words!

