

Cover

Instructions:

Cut out all pieces, glue the two halves of the conveyor belt to each opposing side of the folder, making sure they join together in the center crease of the folder. Glue cover and tab pieces to the folder. Glue grocery store items to poster board or card stock and laminate if desired. Store these pieces in a plastic bag or pouch. Enjoy!

Folder Tab


Math Mart Folder Game

Identifying ordinal position to the 4th
Saxon Math K Lessons 28, 35, 45, 59

Math Mart

FOLDER GAME

Skill: Identifying ordinal position to the 4th
Saxon Math K - Lessons 28, 35, 45, 59



How to Play:

Parents and teachers, instruct children to place items on the conveyor belt in varying ordinal positions. For example: "Place the bananas first." "Place the milk last." "Place the apple 3rd." "Place the eggs in 4th." "Place the toilet paper 2nd."

Check-Out




1st

2nd

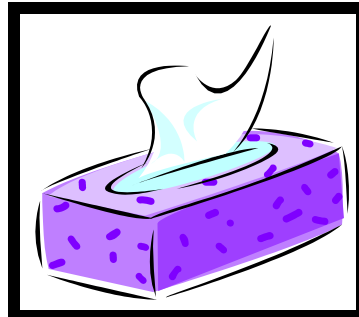



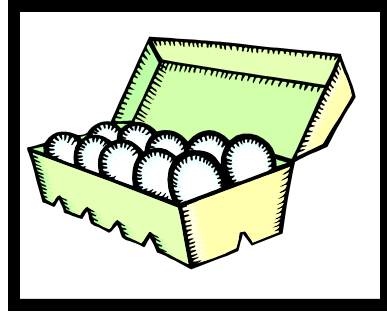
Math

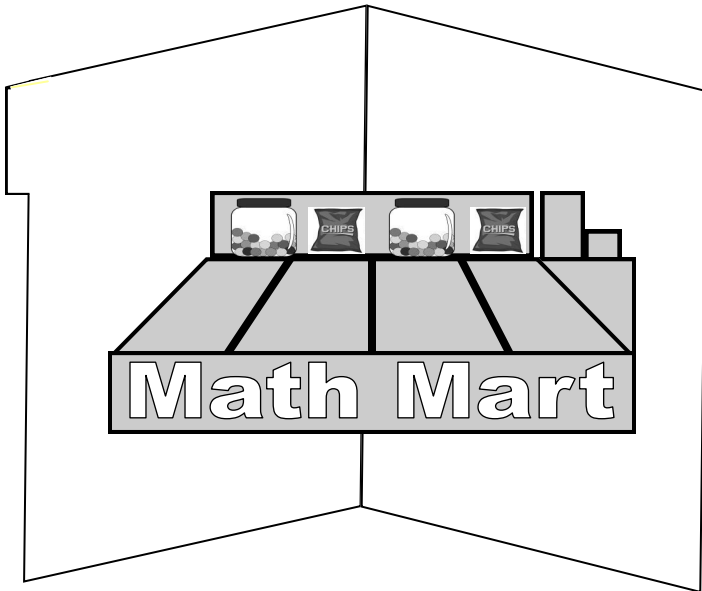
Lane #1



3rd 4th

Mart





Cover

Instructions:

Cut out all pieces, glue the two halves of the conveyor belt to each opposing side of the folder, making sure they join together in the center crease of the folder. Glue cover and tab pieces to the folder. Glue grocery store items to poster board or card stock and laminate if desired. Store these pieces in a plastic bag or pouch. Enjoy!


Folder Tab

Math Mart Folder Game
 Identifying ordinal position to the 4th
 Saxon Math K Lessons 28, 35, 45, 59

Math Mart

FOLDER GAME

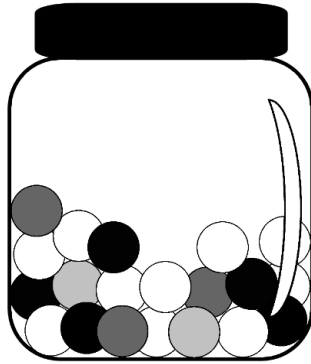
Skill: Identifying ordinal position to the 4th
 Saxon Math K - Lessons 28, 35, 45, 59



How to Play:

Parents and teachers, instruct children to place items on the conveyor belt in varying ordinal positions. For example: “Place the bananas first.” “Place the milk last.” “Place the apple 3rd.” “Place the eggs in 4th.” “Place the toilet paper 2nd.”

Check-Out

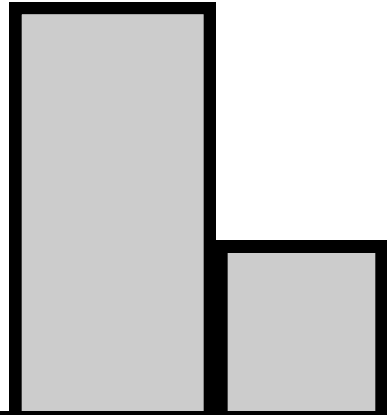
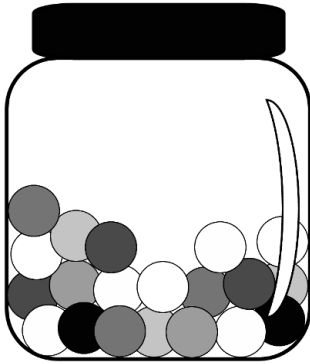


1st

2nd

Math

Lane #1



3 1/2

4 1/2

Mart

