

Pumpkin Activity Pack




Copyright 2012 allthingswithpurpose.com

Pumpkin Pack Table of Contents

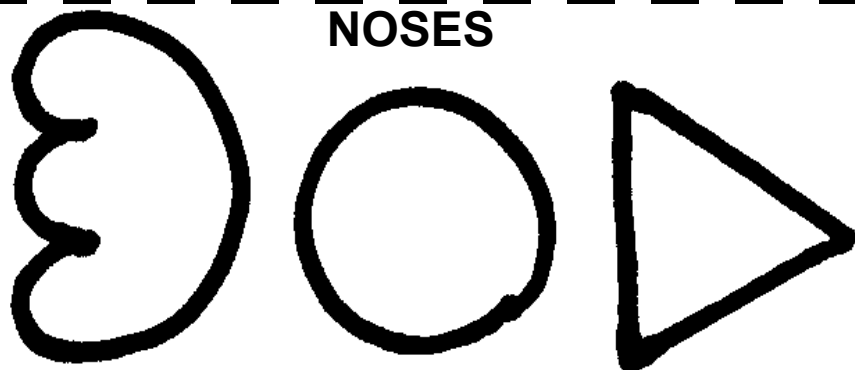
- Page Three: Put a Face on the Pumpkin - Coloring Page
- Page Four: Pumpkin Face Cut-and-Paste Pieces
- Page Five: Leaf Maze
- Page Six: Handwriting
- Page Seven: Leaf Cut Out - Beginner
- Page Eight: Leaf Cut Out - Advanced
- Page Nine: Pumpkin Cupcake Recipe
- Page Ten: Cupcake Toppers
- Page Eleven: History of the Pumpkin
- Page Twelve: Grammar - Alliterations
- Page Thirteen: Pumpkin Visor Craft
- Page Fourteen: Copy work
- Page Fifteen and Sixteen: Pumpkin Party Banner
- Page Seventeen: More Pumpkin Fun (jokes, poems and facts)
- Page Eighteen: How Are We Like Pumpkins?
- Page Nineteen: Fall Subway Art



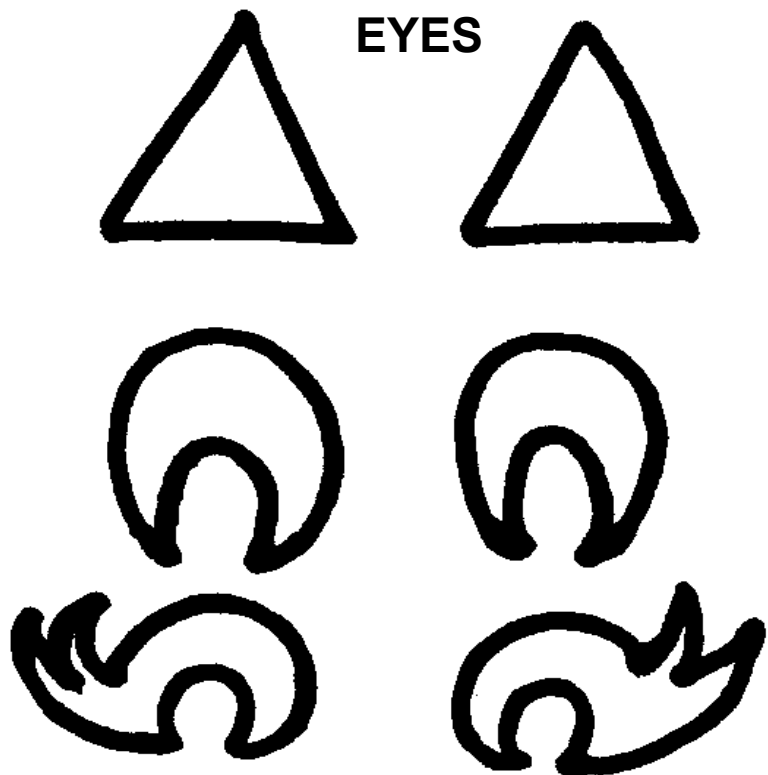


Copyright 2012 allthingswithpurpose.com

NOSES




EYES



Cut out all the pieces. Choose the eyes, nose and mouth, then glue them to your pumpkin! OR draw your own face!


MOUTHS



Rake your way through the leaves to the scarecrow



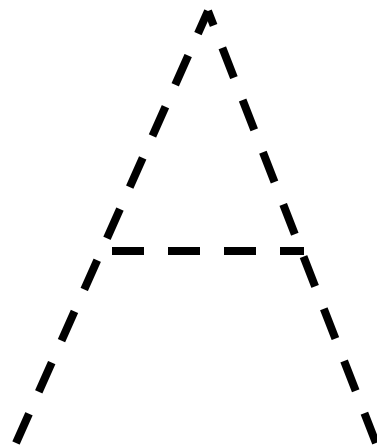
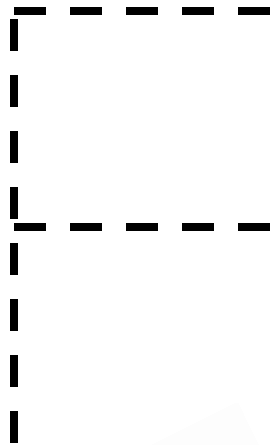


START



Trace the word "Fall"

To everything there is a season,
and a time to every purpose
under heaven. Ecclesiastes 3:1



Cutting Practice: Cut out the leaf



Copyright 2012 allthingswithpurpose.com

Cutting Practice: Cut out the leaf



Copyright 2012 allthingswithpurpose.com

Pumpkin Cupcake Recipe

Soooo Yummmmy!!!!

1. One box of white or yellow cake mix
2. Follow the directions on the box except instead of adding water add one 15 ounce can of pumpkin
3. Stir ingredients together
4. Fill cupcake pan
5. Bake according to directions on box
6. Decorate with orange frosting
(Combine yellow and red food coloring then add sprinkles!!)



Pumpkin Cupcake Toppers

Cut out and tape to the end of a toothpick for a cute decoration on top of your cupcakes!



The history of the pumpkin:



Native Americans dried strips of pumpkin and wove them into mats. They also roasted long strips of pumpkin on the open fire and ate them.

The origin of pumpkin pie occurred when the colonists sliced off the pumpkin top, removed the seeds, and filled the insides with milk, spices and honey. The pumpkin was then baked in hot ashes.



Now we make pumpkin pie, pumpkin bread, pumpkin cupcakes, roast the seeds, and carve them.

What does your family do with pumpkins?

Grammar

Alliteration:

The same letter or sound at the beginning of adjacent or closely connected words.


Here are some examples:



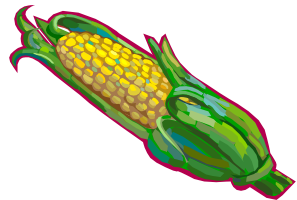
Pumpkin Patch



Scary scarecrow



Wobbly wagon



Crunchy corn

Rough rake



What Alliterations can you think of?

Pumpkin Visor



Directions:

Print out and trace onto orange foam or construction paper. Poke through the holes on each side of the visor. Secure string or something stretchy to connect the two sides so it fits your child's head. Color in eyes, nose and mouth with black marker.

Copyright 2012 allthingswithpurpose.com

Copy the sentences below onto the ruled lines

I love pumpkins!

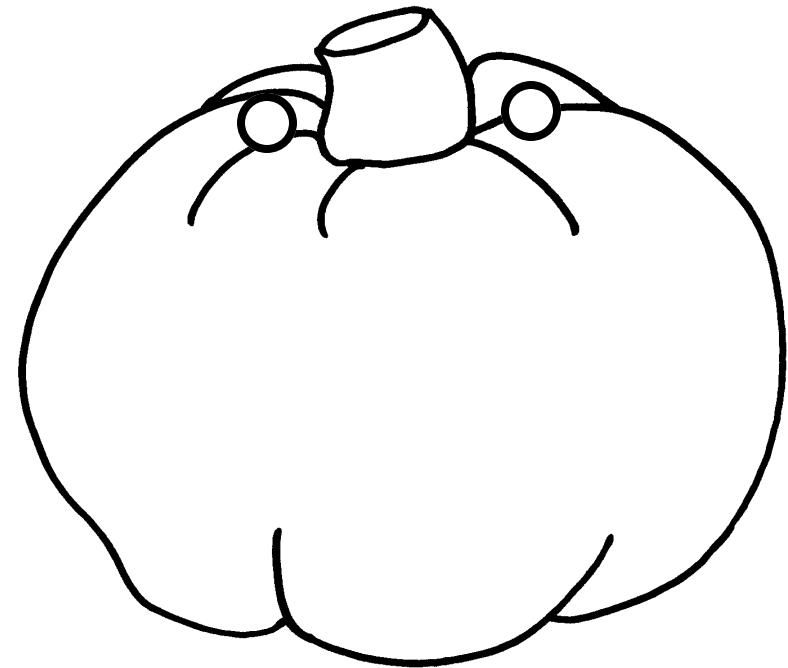
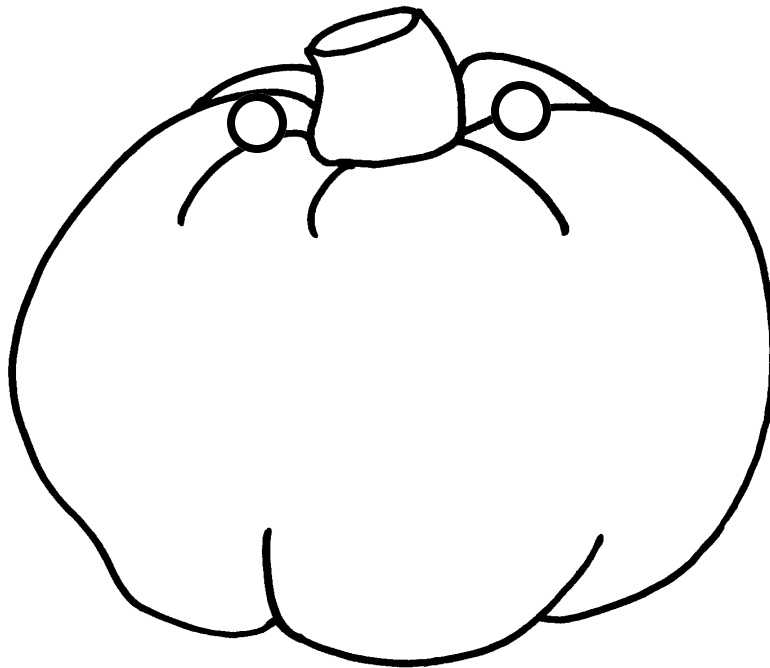
Pumpkins are fun.

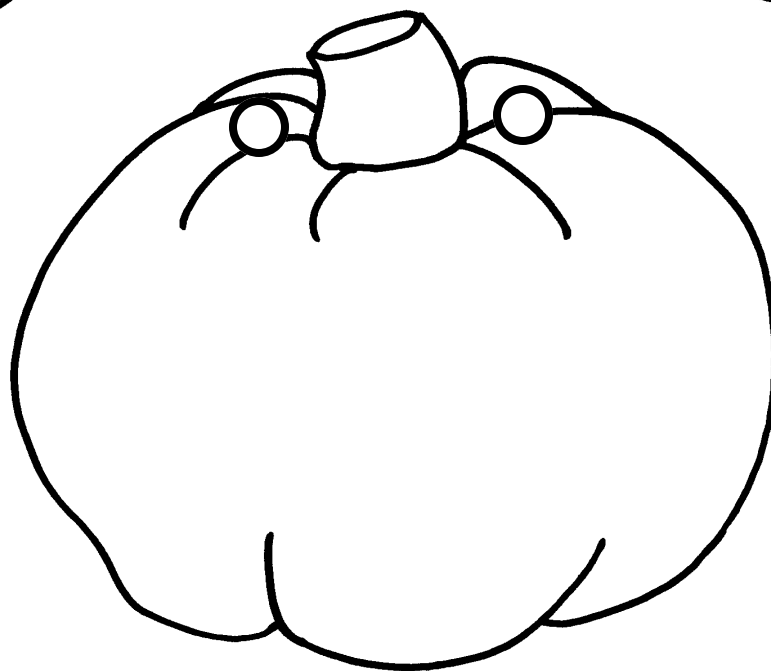
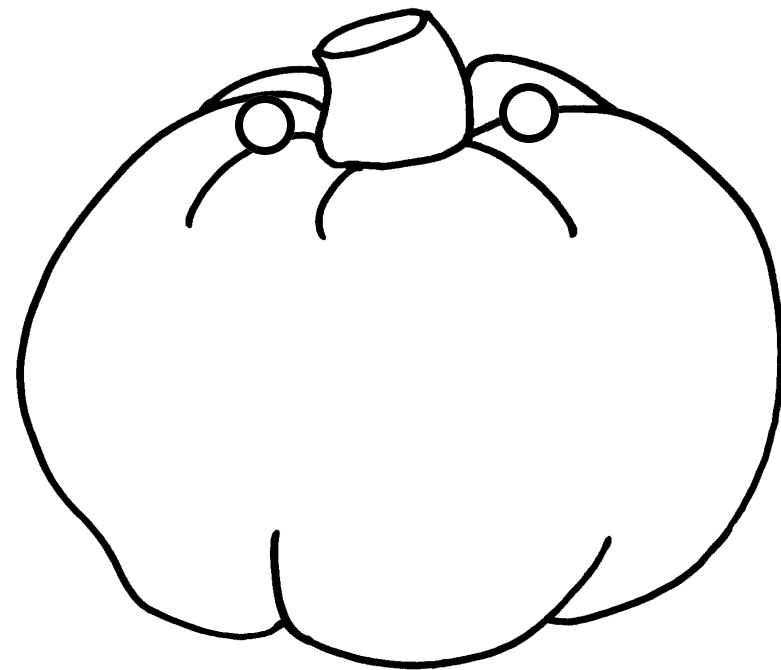
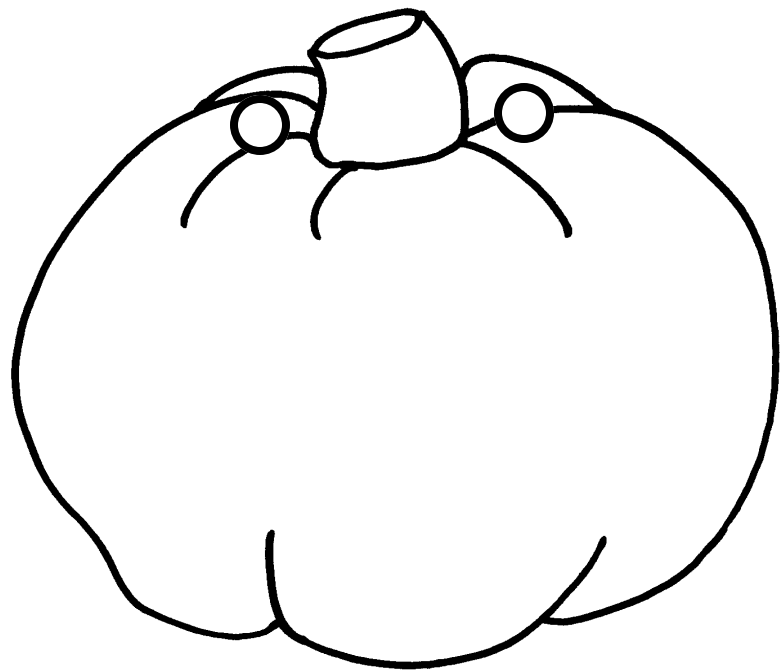


Pumpkin Party Banner



Cut out the pumpkins and decorate them however you like! Then, punch holes through the circles on each side of the pumpkin and string together.





Copyright 2012 allthingswithpurpose.com

More Pumpkin Fun



Five Little Pumpkins

Five little pumpkins sitting on a gate, (hold five fingers up)

The first one said "oh my its getting late," (hands on cheeks)

The second one said "there's a chill in the air," (hug self)

The third one said "but we don't care," (shrug)

The fourth one said "we're ready for some fun," (jump)

The fifth one said "lets run, run, run," (run in place)

So woo went the wind, and out went the lights, (wave hands and clap)

And the five little pumpkins rolled out of sight (sit down).



Copyright 2012 allthingswithpurpose.com

Q.

How do you mend a broken pumpkin?

A.

With a pumpkin patch!


Did you know?

Pumpkins are members of the gourd family, which includes, cucumbers, honeydew melons, cantaloupe, watermelons and zucchini.

How Are We Like Pumpkins?

God picks you from the patch, brings you in, and washes off all the dirt.
Then, He opens you up and scoops out all the yucky stuff.
He removes the seeds of doubt, hate, and greed.
He carves you a new smiling face and puts His light
inside of you to shine for all the world to see.

Author Unknown



Give Thanks

September October November

Friendly Gatherings - Harvest - Family - Together - Jumping in Leaves - Cinnamon

APPLE CIDER YUM FUN

A U T U M N

Pumpkin Spice

CRISP COOL CRUNCHY CALM CANDY

HAY RIDES DONUTS

Thankfulness Giving

FRIENDLY GATHERINGS - FRIENDS - HARVEST - FALL - FUN

COLORFUL CARVING PUMPKINS

Falling Leaves

Give Thanks

September October November

Friendly Gatherings - Harvest - Family - Together - Jumping in Leaves - Cinnamon

APPLE CIDER YUM FUN

A U T U M N

Pumpkin Spice

CRISP COOL CRUNCHY CALM CANDY

HAY RIDES DONUTS

Thankfulness Giving

FRIENDLY GATHERINGS - FRIENDS - HARVEST - FALL - FUN

COLORFUL CARVING PUMPKINS

Falling Leaves

Fall Subway Art

4x6 (top) 5x7 (right)

Print and frame!